

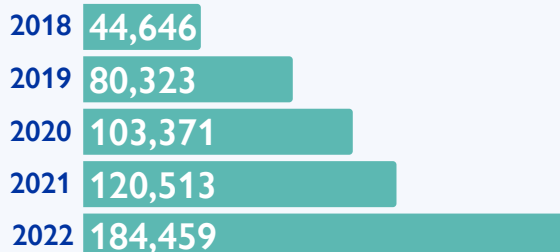
## MONTHLY OVERVIEW

### REGISTRATIONS ON ARRIVAL IN THE WESTERN BALKANS IN 2022<sup>1</sup>

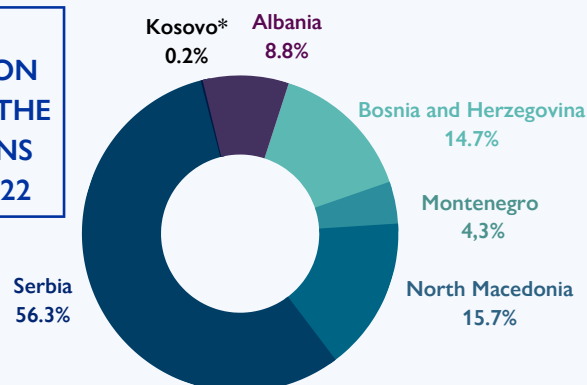
COUNTRY/AREA OF ARRIVAL	JANUARY	FEBRUARY	MARCH	APRIL	MAY	JUNE	JULY	AUGUST	SEPTEMBER	OCTOBER	NOVEMBER
Albania <sup>2</sup>	255	297	1,073	930	1,105	1,295	892	1,164	1,860	1,142	1,618
Bosnia and Herzegovina	429	578	907	1,567	1,972	2,214	2,615	2,389	3,343	5,441	2,722
Montenegro	32	45	247	271	434	640	777	1,353	1,702	1,279	801
North Macedonia	466	687	1,144	1,297	1,941	2,665	2,988	3,499	2,982	2,403	2,901
Serbia	3,299	3,190	3,511	5,327	8,985	8,131	14,921	16,733	17,632	17,814	10,401
Kosovo*	39	45	64	27	55	162	89	52	102	113	35
<b>TOTAL</b>	<b>4,520</b>	<b>4,842</b>	<b>6,946</b>	<b>9,419</b>	<b>14,492</b>	<b>15,107</b>	<b>22,282</b>	<b>25,195</b>	<b>27,621</b>	<b>28,192</b>	<b>18,478</b>

\* References to Kosovo shall be understood to be in the context of United Nations Security Council resolution 1244 (1999).

#### TOTAL REGISTRATIONS ON ARRIVAL IN THE WESTERN BALKANS



#### SHARE OF REGISTRATIONS ON ARRIVAL AMONG THE WESTERN BALKANS IN NOVEMBER 2022



### TOP 3 NATIONALITIES IN NOVEMBER 2022

<b>Albania</b>	Syrian Arab Republic (25%)	Afghanistan (16%)	Islamic Republic of Iran (6%)
<b>Bosnia and Herzegovina</b>	Afghanistan (61%)	Cuba (7%)	Burundi (7%)
<b>Montenegro</b>	Afghanistan (78%)	Islamic Republic of Iran (13%)	Bangladesh (4%)
<b>North Macedonia</b>	Syrian Arab Republic (35%)	Morocco (26%)	Afghanistan (13%)
<b>Serbia</b>	Syrian Arab Republic (11%)	Afghanistan (11%)	Morocco (5%)
<b>Kosovo*<sup>3</sup></b>	Syrian Arab Republic (59%)	Morocco (16%)	Afghanistan (9%)

<sup>1</sup> Registrations on arrival refer to any interception and/or registration by an official authority of an irregular entry at a border, by sea, in airports, or on the territory of the country.

<sup>2</sup> The data for Albania refer to the cumulative number of migrants registered in the existing structures in August by the Border and Migration Department within the Border Police of Albania.

<sup>3</sup> Data refer to October 2022.

## MIGRANTS PRESENCE IN RECEPTION FACILITIES

1 2

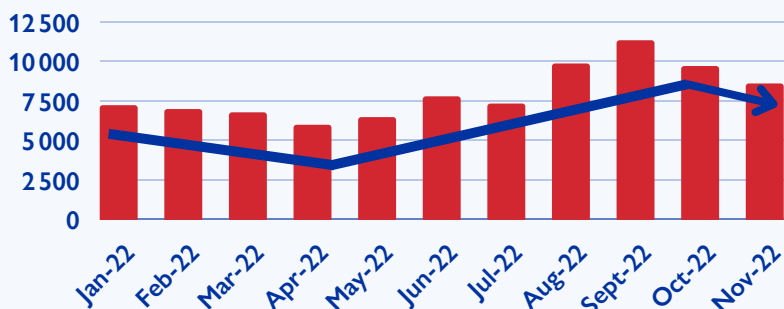
**8,582**

migrants hosted in  
receptions facilities in  
the Western Balkans

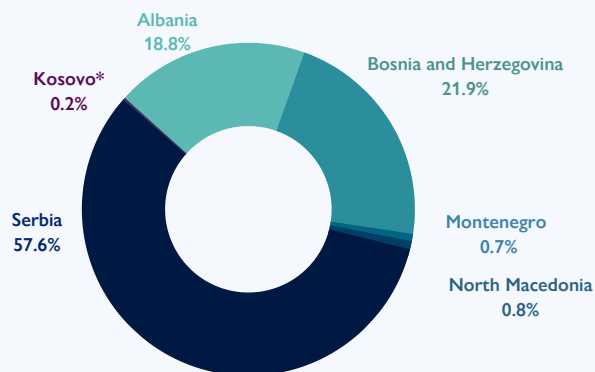
**60.6%**

of reception capacities  
are occupied

### TRENDS IN FACILITIES' OCCUPANCY



### SHARE OF MIGRANTS SHELTERED IN THE WESTERN BALKANS IN NOVEMBER 2022



### MIGRANT RECEPTION FACILITIES IN THE WB

November 2022 snapshot

Reception facilities  
**6**  
Total reception capacities  
**4,577**  
Total occupancy  
**1,877**

Reception facilities  
**2**  
Total reception capacities  
**164**  
Total occupancy  
**57**

Reception facilities  
**8**  
Total reception capacities  
**814**  
Total occupancy  
**1,618**

Reception facilities  
**19**  
Total reception capacities  
**7,968**  
Total occupancy  
**4,940**

Reception facilities  
**3**  
Total reception capacities  
**271**  
Total occupancy  
**20**

Reception facilities  
**3**  
Total reception capacities  
**364**  
Total occupancy  
**70**

**41** Reception facilities

**8,582** Migrants accommodated

IOM offices and sub-offices

Reception facilities

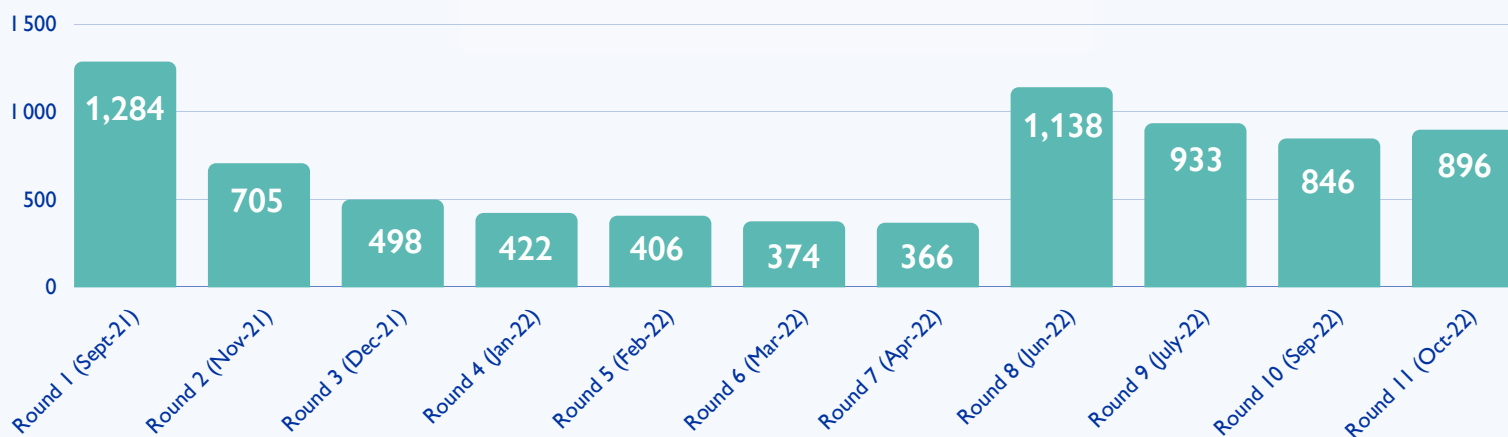
This map is for illustration purposes only. The boundaries and names shown and the designations used on this map do not imply official endorsement or acceptance by the International Organization for Migration

<sup>1</sup> The data for Albania refer to the cumulative number of migrants registered in the existing structures in August by the Border and Migration Department within the Border Police of Albania.

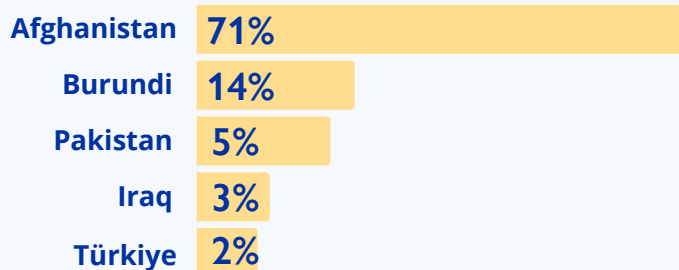
<sup>2</sup> Based on the latest data available in November 2022.

## MIGRANT'S PRESENCE OUTSIDE RECEPTION<sup>1</sup>

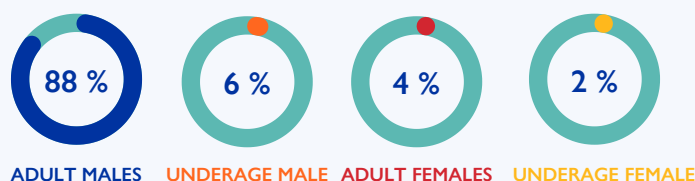
### DISPLACEMENT TRACKING MATRIX MONTHLY EXERCISE<sup>2</sup>



### TOP 5 NATIONALITIES IN ROUND 11



### DEMOGRAPHICS IN ROUND 11



## UKRAINIAN NATIONALS IN THE WESTERN BALKANS

COUNTRY/AREA OF ARRIVAL	ENTRY	ESTIMATED PRESENCE
Albania	29,037	2,527
Bosnia and Herzegovina	43,991	137
Montenegro	82,531	6,977
North Macedonia	26,087	6,386
Serbia	123,656	2,399
Kosovo*	602	12
<b>TOTAL</b>	<b>305,904</b>	<b>18,438</b>

- The table covers cumulative data on Ukrainians' arrivals from 22 February 2022 to 25 November 2022.
- The number of exits is not available for all countries. These presence numbers should therefore be considered an estimate.
- The data sources for each country differs, but include national authorities, the Red Cross and the media.

<sup>1</sup> Data collected through DTM's monthly migrants presence outside of official reception centres exercise. No exercise was conducted in November 2022.

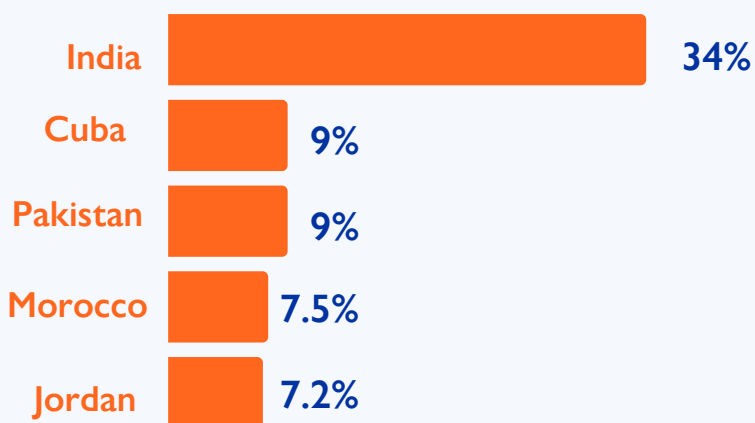
<sup>2</sup> Data do not include Serbia as the data collection exercise is not implemented in the country.

## RETURNS AND REINTEGRATION

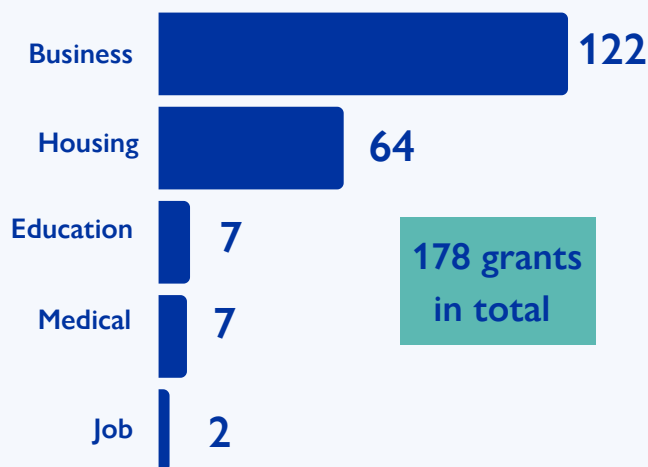
### RETURNS FROM THE WESTERN BALKANS

	Albania	Bosnia and Herzegovina	Montenegro	North Macedonia	Serbia	Kosovo*	Grand total
Total returns in 2022	6	120	12	9	116	16	279
Total returns 2016 -2021	14	1,370	105	106	1,101	37	2,733

### TOP COUNTRIES OF RETURN IN 2022



### NUMBER OF IN-KIND REINTEGRATION GRANTS IN 2022<sup>1</sup>



<sup>1</sup> The total number of reintegration grants does not reflect the total number of grants per category as one reintegration package can include different categories.

#### IOM activities funded by:



Funded by the European Union



Norwegian Ministry of Foreign Affairs



MINISTRY OF FOREIGN AFFAIRS OF DENMARK



Ministry of Foreign Affairs and International Cooperation of Italy



Kingdom of the Netherlands



MINISTRY OF THE INTERIOR OF THE CZECH REPUBLIC