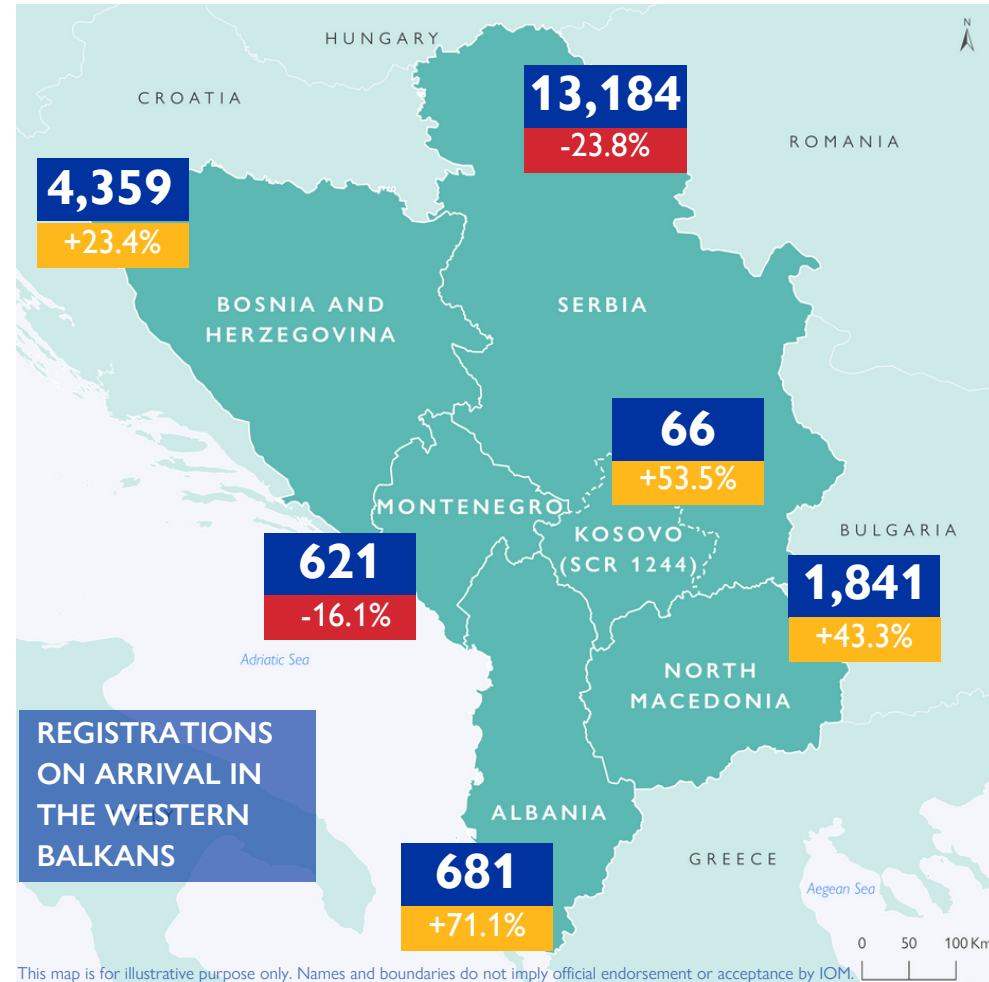


REGISTRATIONS ON ARRIVAL ¹



20,752

REGISTRATIONS ON ARRIVAL IN SEPTEMBER 2023

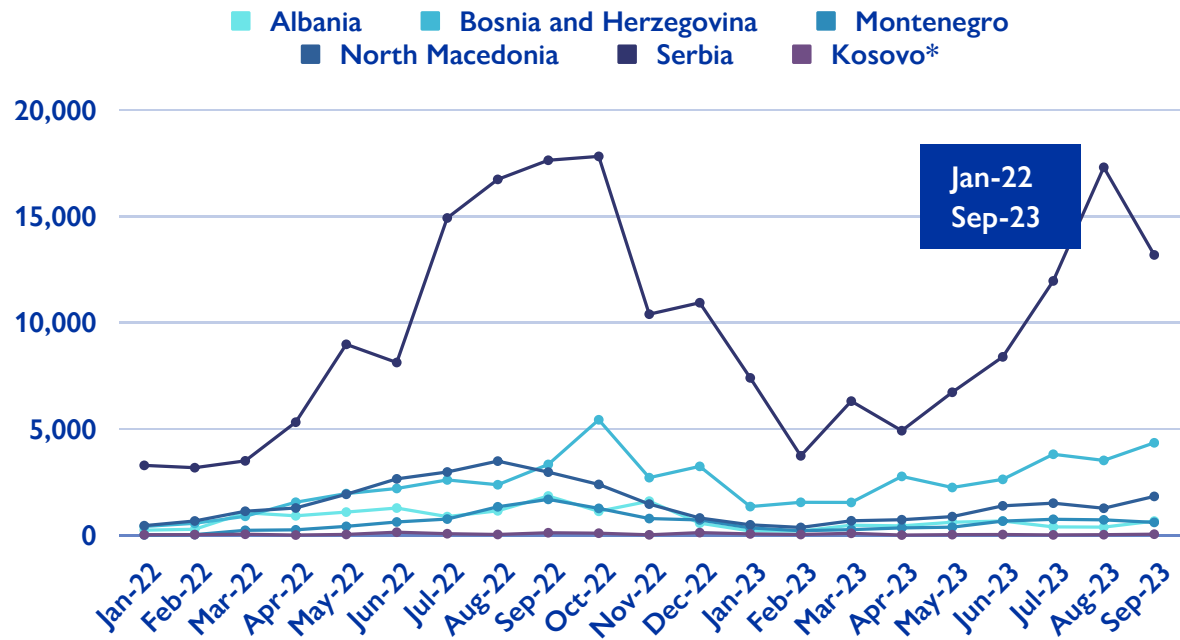
-10.9%

COMPARED TO AUGUST 2023

128,871

TOTAL REGISTRATIONS ON ARRIVAL IN 2023

TOTAL REGISTRATIONS ON ARRIVAL IN THE WESTERN BALKANS



* References to Kosovo shall be understood to be in the context of the United Nations Security Council Resolution 1244 (1999).

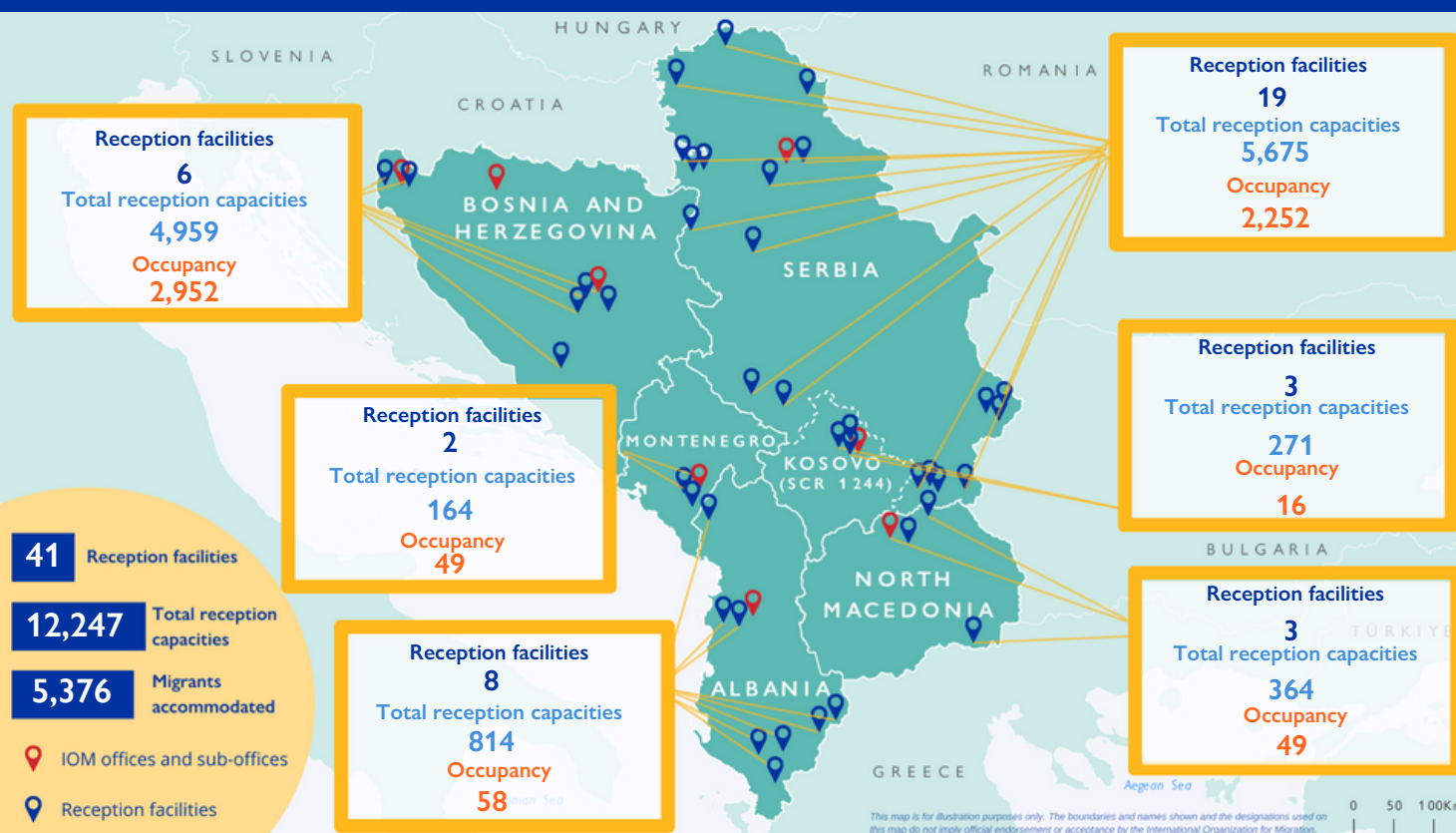
¹ "Registrations on arrival" refer to any interception and/or registration by an official authority of an irregular entry at the border, by sea, in airports, or on the territory.

² The data displayed in this brief is non-final and subject to consolidation. Please check the website below for more information: [Europe Arrivals](https://www.iom.int/Europe-Arrivals) | [Displacement Tracking Matrix \(iom.int\)](https://www.iom.int/Displacement-Tracking-Matrix)

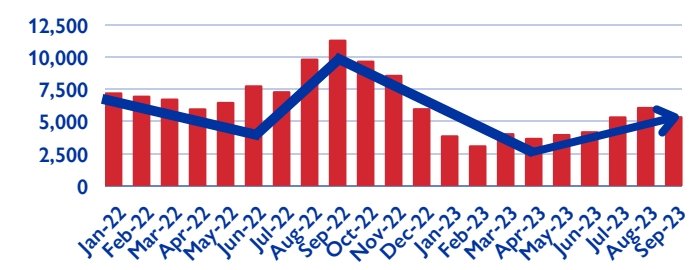
TOP 3 NATIONALITIES ON ARRIVAL IN SEPTEMBER 2023 ^{3 4}

Albania	Syrian Arab Republic (34%) ↑ +9%	Afghanistan (25%) ↑ +4%	Pakistan (15%) ↓ -6%
Bosnia and Herzegovina	Afghanistan (51%) —	Morocco (24%) ↓ -2%	Iran (Islamic Republic) (4%) —
Montenegro	Afghanistan (45%) ↓ -2%	Iran (Islamic Republic) (24%) ↑ +8%	Pakistan (18%) ↓ -8%
North Macedonia	Syrian Arab Republic (44%) ↑ +5%	Morocco (24%) ↓ -8%	Afghanistan (14%) ↑ +5%
Kosovo*	Syrian Arab Republic (45%) ↑ +10%	Somalia (9%) —	Palestinian Territories (9%) ↓ -5%

MIGRANT RECEPTION FACILITIES - SNAPSHOT SEPTEMBER 2023 ^{5 6}



TRENDS IN FACILITIES' OCCUPANCY



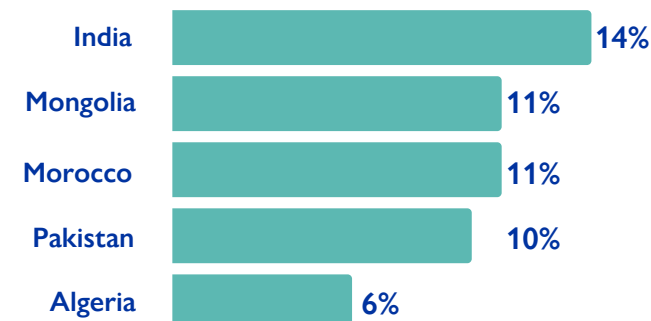
³ Data on nationalities on arrivals to Serbia is not available.
⁴ Percentage increases or decreases refer to changes in the percentage share of nationalities, and not in total numbers.
⁵ The data for Albania refer to the cumulative number of migrants registered in the existing structures in September by the Border and Migration Department within the Border Police of Albania.
⁶ Based on the latest available data in September 2023.

VOLUNTARY RETURNS AND REINTEGRATION

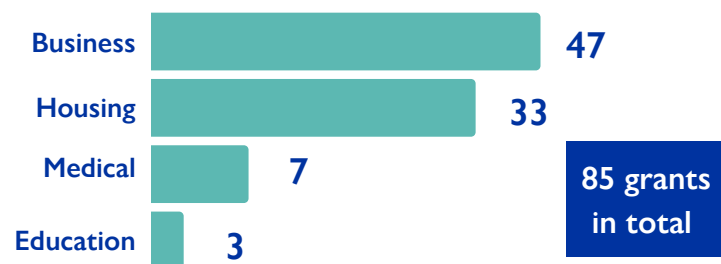
ASSISTED VOLUNTARY RETURNS FROM THE WESTERN BALKANS

	Albania	Bosnia and Herzegovina	Montenegro	North Macedonia	Serbia	Kosovo*	Total
Total returns in 2023	3	54	3	6	70	4	140
Total returns 2016 - 2022	15	1,324	111	106	1,115	41	2,712

TOP COUNTRIES OF RETURN IN 2023



NUMBER OF IN-KIND REINTEGRATION GRANTS IN 2023⁷



TOTAL NUMBER OF REACHED MIGRANTS IN SEPTEMBER 2023



⁷ The total number of reintegration grants does not reflect the total number of grants per category as one reintegration package can include different categories.

IOM activities funded by:



Funded by the European Union



Norwegian Ministry of Foreign Affairs



MINISTRY OF FOREIGN AFFAIRS OF DENMARK



Ministry of Foreign Affairs and International Cooperation of Italy