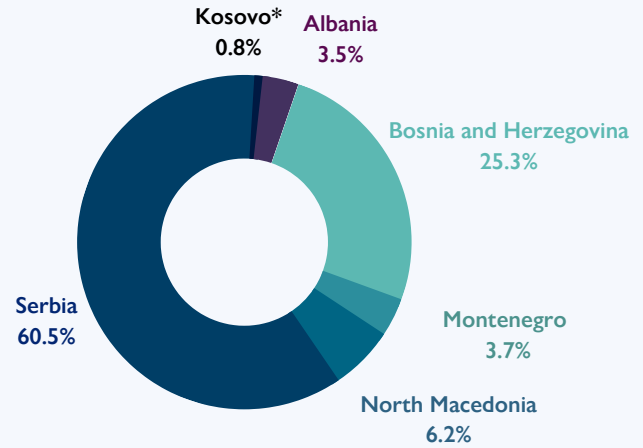


REGISTRATIONS ON ARRIVAL¹

6,189 REGISTRATIONS ON ARRIVAL
IN FEBRUARY 2023

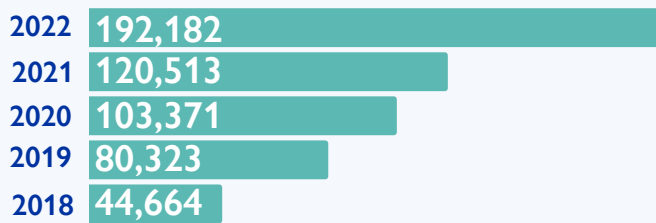
16,126 REGISTRATIONS ON ARRIVAL
IN 2023

SHARE OF REGISTRATIONS ON ARRIVAL AMONG THE WESTERN BALKANS IN FEBRUARY 2023



TOTAL REGISTRATIONS ON ARRIVAL IN THE WESTERN BALKANS

COUNTRY/AREA OF ARRIVAL	FEB-22	MAR-22	APR-22	MAY-22	JUN-22	JUL-22	AUG-22	SEP-22	OCT-22	NOV-22	DEC-22	JAN-23	FEB-23
Albania	297	1,073	930	1,105	1,295	892	1,164	1,860	1,142	1,618	585	219	214
Bosnia and Herzegovina	578	907	1,567	1,972	2,214	2,615	2,389	3,343	5,441	2,722	3,252	1,363	1,564
Montenegro	45	248	271	434	640	777	1,353	1,702	1,279	801	736	361	230
North Macedonia	687	1,144	1,297	1,941	2,665	2,988	3,499	2,982	2,403	1,480	827	506	383
Serbia	3,190	3,511	5,327	8,985	8,131	14,921	16,733	17,632	17,814	10,401	10,939	7,409	3,747
Kosovo*	45	64	27	55	160	89	53	134	113	37	141	79	51
TOTAL²	4,842	6,947	9,419	14,492	15,105	22,282	25,191	27,653	28,192	17,059	16,480	9,937	6,189



TOP 3 NATIONALITIES ON ARRIVAL IN FEBRUARY 2023³

Albania	Afghanistan (47%)	Syrian Arab Republic (18%)	Somalia (12%)
Bosnia and Herzegovina	Afghanistan (47%)	Morocco (16%)	Cuba (10%)
Montenegro	Afghanistan (74%)	Islamic Republic of Iran (10%)	Morocco (9%)
North Macedonia	Syrian Arab Republic (33%)	Morocco (19%)	Afghanistan (6%)
Kosovo*	Syrian Arab Republic (55%)	Morocco (24%)	Somalia (8%)

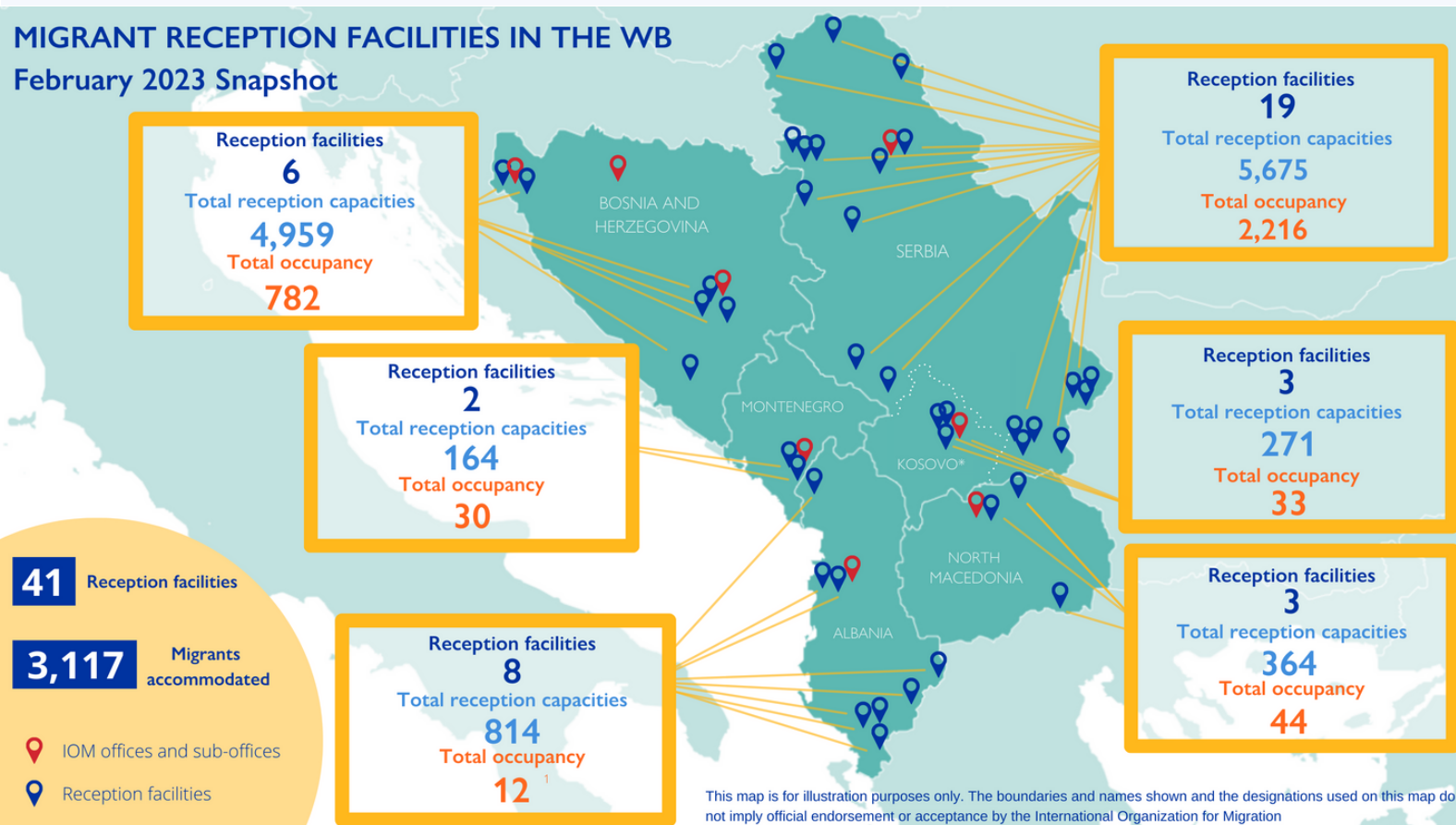
¹ Registrations on arrival refer to any interception and/or registration by an official authority of an irregular entry at a border, by sea, in airports, or on the territory of the country.

² The data displayed in this brief is non-final and subject to consolidation. Please check the website below for more information: [Europe Arrivals](#) | [Displacement Tracking Matrix \(iom.int\)](#)

³ Data on nationalities on arrivals to Serbia is not available.

MIGRANTS PRESENCE IN RECEPTION FACILITIES ^{4 5}

MIGRANT RECEPTION FACILITIES IN THE WB February 2023 Snapshot

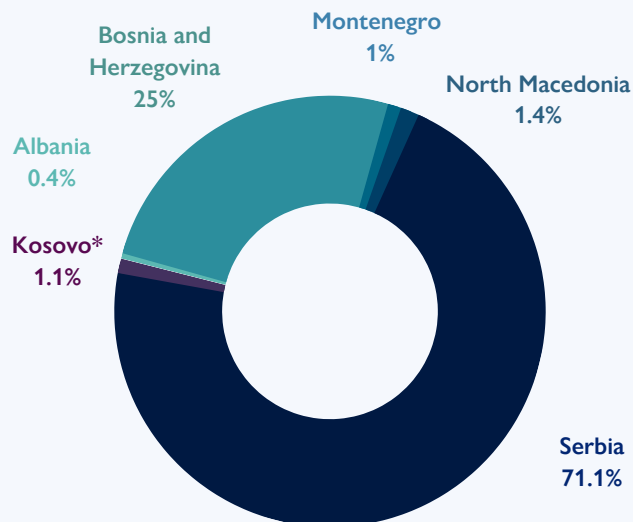


* References to Kosovo shall be understood to be in the context of United Nations Security Council resolution 1244 (1999).

3,117 migrants hosted in reception facilities in the Western Balkans

25.5% of reception capacities are occupied

SHARE OF MIGRANTS SHELTERED IN THE WESTERN BALKANS IN FEBRUARY 2023



TRENDS IN FACILITIES' OCCUPANCY

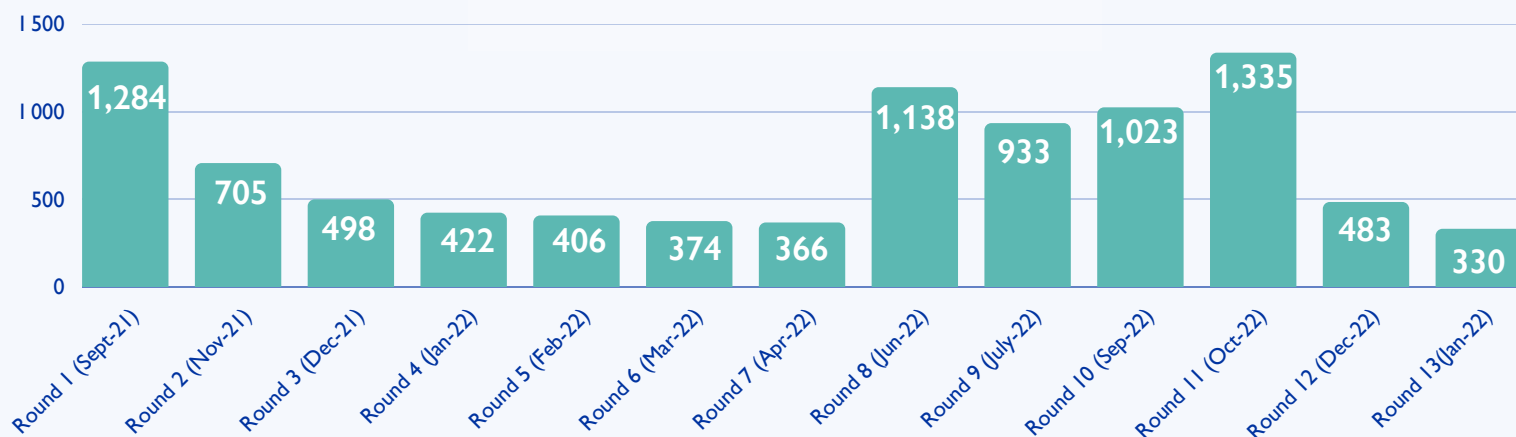


⁴ The data for Albania refer to the cumulative number of migrants registered in the existing structures in December by the Border and Migration Department within the Border Police of Albania.

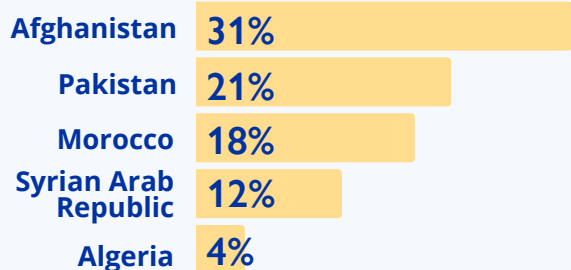
⁵ Based on the latest data available in February 2023.

MIGRANTS PRESENCE OUTSIDE RECEPTION⁶

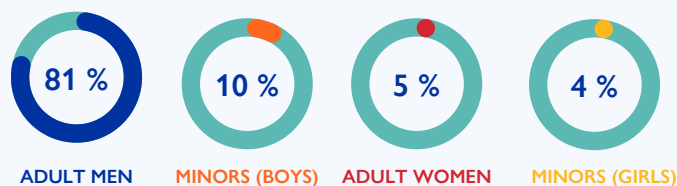
DISPLACEMENT TRACKING MATRIX MONTHLY EXERCISE⁷



TOP 5 NATIONALITIES IN ROUND 13



DEMOGRAPHICS IN ROUND 13



UKRAINIAN NATIONALS IN THE WESTERN BALKANS

COUNTRY/AREA OF ARRIVAL	ENTRY	ESTIMATED PRESENCE
Albania	31,483	2,864
Bosnia and Herzegovina	51,080	153
Montenegro	92,773	6,726
North Macedonia	29,479	6,514
Serbia	145,204	2,927
Kosovo*	816	19
TOTAL	350,835	19,203

- The table covers cumulative data on Ukrainians' arrivals from 22 February 2022 to 7 March 2023.
- The number of exits is not available for all countries. These presence numbers should therefore be considered an estimate.
- The data sources for each country differs, but include national authorities, the Red Cross and the media.

⁶ Data collected through DTM's monthly migrants presence outside of official reception centres exercise.

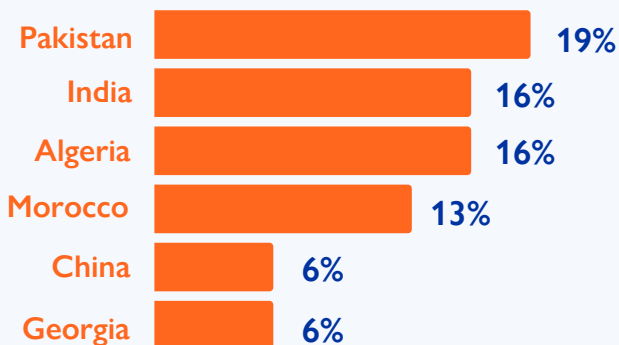
⁷ Data do not include Serbia as the data collection exercise is not implemented in the country.

VOLUNTARY RETURNS AND REINTEGRATION

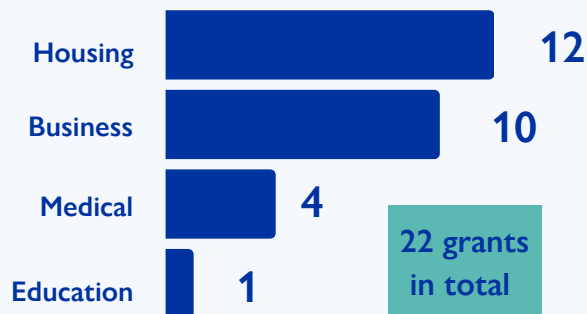
ASSISTED VOLUNTARY RETURNS FROM THE WESTERN BALKANS

	Albania	Bosnia and Herzegovina	Montenegro	North Macedonia	Serbia	Kosovo*	Grand total
Total returns in 2023	2	10	0	3	15	1	31
Total returns 2016 -2022	15	1,324	111	106	1,115	41	2,712

TOP COUNTRIES OF RETURN IN 2023



NUMBER OF IN-KIND REINTEGRATION GRANTS IN 2023⁸



TOTAL NUMBER OF REACHED MIGRANTS IN 2023



⁸ The total number of reintegration grants does not reflect the total number of grants per category as one reintegration package can include different categories.

IOM activities funded by:



Funded by the European Union



Norwegian Ministry of Foreign Affairs



MINISTRY OF FOREIGN AFFAIRS OF DENMARK



Ministry of Foreign Affairs and International Cooperation of Italy



Kingdom of the Netherlands



MINISTRY OF THE INTERIOR OF THE CZECH REPUBLIC

Email us on:

iomwesternbalkans@iom.int